



Rest Corporate

Product Disclosure Statement

Effective 28 September 2020





If there's anything we can do



rest.com.au



Live Chat at rest.com.au

Monday to Friday 8am – 10pm,
Saturday 9am – 6pm and
Sunday 10am – 6pm AEST



1300 300 778

Monday to Friday
8am – 10pm AEST



**Download the
Rest App**

This Product Disclosure Statement (PDS) is a summary of significant information and is made up of the PDS, the *'Rest Corporate Insurance Guide'*, *'Additional information on fees and costs'* and the *'Investment Guide'* which contain important information about Rest Corporate. Contact us to obtain a printed copy free of charge or view and download at rest.com.au/pds. *Your employer plan summary* also forms part of this PDS and is provided shortly after you join Rest Corporate.

Rest Corporate is offered through the Retail Employees Superannuation Trust ABN 62 653 671 394 (the Fund) by Retail Employees Superannuation Pty Limited ABN 39 001 987 739 AFSL 240003 (Rest) as trustee for the Fund. Unique Superannuation Identifier RES0103AU and MySuper Product Unique Identifier 62 653 671 394 831.

Rest Advice is provided by Link Advice Pty Ltd ABN 36 105 811 836, AFSL 258145 (Link Advice). Rest Advisers are employees of Rest and provide personal advice as authorised representatives of Link Advice.

This PDS is issued by Rest ('the trustee', 'we', 'our' or 'us') and contains general information only. It does not take into consideration your situation, objectives or needs. You should read and consider the PDS carefully and speak with a financial adviser before making a decision about Rest Corporate.

Information in this PDS is up to date at the time of preparation, but we may make changes from time to time. Any changes that are not materially adverse will be updated on our website at rest.com.au/governance or contact us for a printed copy free of charge.

If any part of this PDS is invalid or unenforceable under the law, it is excluded so that it does not in any way affect the validity or enforceability of the remaining parts. This offer is made only to persons receiving this PDS in Australia.

Rest is not a registered tax (financial) adviser under the Tax Agents Services Act 2009. Any tax related information in this PDS is general information only. You should seek advice from a registered tax professional if you intend to rely on the information in this document.

The Fund is a resident regulated superannuation fund within the meaning of the Superannuation Industry (Supervision) Act 1993 and is not subject to a direction not to accept super contributions.



Inside this PDS

01 About Rest Corporate	3
02 How super works	4
03 Benefits of investing with Rest Corporate	5
04 Risks of super	6
05 How we invest your money	7
06 Fees and costs	9
07 How super is taxed	12
08 Insurance in your super	12
09 How to open an account	16

01 | About Rest Corporate

Super. It's your money, and your future. At Rest, we're committed to helping you grow and protect your super.

That's what we do every day for around 1.7 million Australians, with more than \$54 billion* in retirement savings. Since we started in 1988, we've put our members' needs first. And as an industry fund, all profits go back to our members, not shareholders.

Our low cost super products are designed to keep pace with your changing life - whether it's your first day at work, whether you're changing jobs or it's time to enjoy life in retirement. Our broad range of investment options means you can choose how to invest your super. Or you can leave the investment decisions to us, and we'll automatically invest your super in our Core Strategy, which is our MySuper product (see Section 5 for further details).

And if life doesn't go to plan, our value for money insurance cover is there to lend a hand (subject to eligibility).

We're proud of the recognition our products have received from financial publications and independent research houses[^]. At Rest, we invest for long term performance. Our fees are low. We keep things simple. And we make sure our profits go back to members, not shareholders. It's all part of our commitment to you.



Visit rest.com.au/governance for Rest's MySuper product dashboard and information about trustee and executive remuneration.

* as at 30 June 2020

[^] Ratings, awards or investment returns are only one factor that you should consider when deciding how to invest your super. Past performance is not an indication of future performance. For more info, go to rest.com.au/awards

02 | How super works

About super

Superannuation is money you save now for when you're ready to kick back and relax in retirement. Super is partly compulsory, and there are limits to how much you can contribute each year.

There are different types of contributions Rest can receive on your behalf, like employer contributions, voluntary contributions and the Government co-contribution.

There are also rules and limits about when you can take money out of your super, like when you reach a certain age or can't work due to permanent disability, and how much you can withdraw. To find out more, including information on withdrawals from super, visit ato.gov.au/individuals/super

Choosing your fund

You can usually choose which super fund you'd like to be in. Sometimes, your conditions of employment will decide which fund.

If you don't have a choice, or don't tell your employer where you want your super to go, your Superannuation

Guarantee contributions (the bit your employer must pay into super for you) will be paid into a MySuper product.

Making contributions

Super can be a tax-effective way to save for your future thanks to government tax concessions. You can boost your super further by:

- contributing extra money from your before-tax salary. This is called 'salary sacrifice' and may even reduce your tax
- adding other savings (after-tax) into your Rest account - you may even be eligible for the Government co-contribution if you do this.

Transferring low balances to ATO

If your balance is under \$6,000 on 30 June or 31 December and you do not have insurance, your account balance will be transferred to the Australian Taxation Office (ATO) unless there is activity on your account over the past 16 months. For more information, visit go.rest.com.au/protect



Super Tip #1

Find and combine your super

It just takes 3 steps and you may save on fees[†]

Combine your super in the Rest App today.

[†] Before combining your super you should check how it might affect your insurance in other funds and if they have any other fees. You might like to have a chat with a financial adviser.

03 | Benefits of investing with Rest Corporate



Competitive long-term returns

Our Core Strategy option has a long track record of delivering competitive investment returns*.



Diverse investment options

A range of investment options including low-cost indexed, diversified and single-sector options means you can choose how you'd like your super invested.



Insurance cover

Default insurance cover provides Death and Total and Permanent Disability (TPD) cover, if you're aged 25 and over with an account balance of \$6,000 or more, without the need for health evidence (conditions apply). Income protection is also provided if this has been arranged by your employer and if you meet the above conditions. You can opt-in to Default Cover when eligible, or apply for cover with underwriting at any time.



New Rest Retirement Bonus[^]

You could be eligible for a boost to your account balance when you transfer your super money from Rest Corporate to a Rest Pension Retirement account. Visit go.rest.com.au/retirement-bonus for more updates.



Low fees

We aim to keep our fees as low as possible, so more money stays in your account.



Advice when you need it

The right advice can help you feel more confident about your future. And help with your simple super questions doesn't cost you anything extra.



Live Chat

Super help online 7 days a week at rest.com.au



The Rest App and MemberAccess

Access your account, check your balance, consolidate your accounts any time and much more.



Super Tip #2

Take Rest with you

If you change jobs down the track and you're no longer employed by your current employer, you can stay in Rest Corporate. The amount your insurance covers you for will be fixed and your insurance costs will change. You can request that your new employer also makes contributions to your account.

* Based on SuperRatings Fund Crediting Rate Survey – SR 50 Balanced (60-76) Index, June 2020. Ratings, awards or investment returns are only one factor that you should consider when deciding how to invest your super. Past performance is not an indicator of future performance.

[^] Rest Pension is issued by Rest. View and download the PDS at rest.com.au/pds before making any decisions about joining or staying. Rest may, at its discretion, reduce the Retirement Bonus payable or determine not to pay a Retirement Bonus. We may do so without prior notice, even if you meet eligibility criteria and have received an estimate of the amount payable from us. You can find updated information at go.rest.com.au/retirement-bonus



04 | Risks of super

Like all investments, super has risks. To balance risk, super funds generally invest in a broad range of asset classes such as cash, bonds, property and shares. Assets with the highest potential return over the long term (such as shares) may also be higher risk in the short term. How you invest your super depends on the level of risk you're OK with. Different strategies may carry different levels of risk, depending on the assets that make up the strategy.

Some things to keep in mind

- The value of investment options can go up and down
- Future returns may differ from past returns
- Returns are not guaranteed, will vary and you may lose some of your money
- Superannuation, social security and tax laws may change in the future
- The amount of your future superannuation savings (including contributions and returns) may not be enough to adequately provide for your retirement.

Other significant risks include currency fluctuations, interest rate changes, company specific risks, investment liquidity risks (turning investments into cash), and global market conditions.

The right level of risk for you will depend on factors such as your age, investment timeframes, where your other assets are invested and how comfortable you are with the possibility of any negative returns.



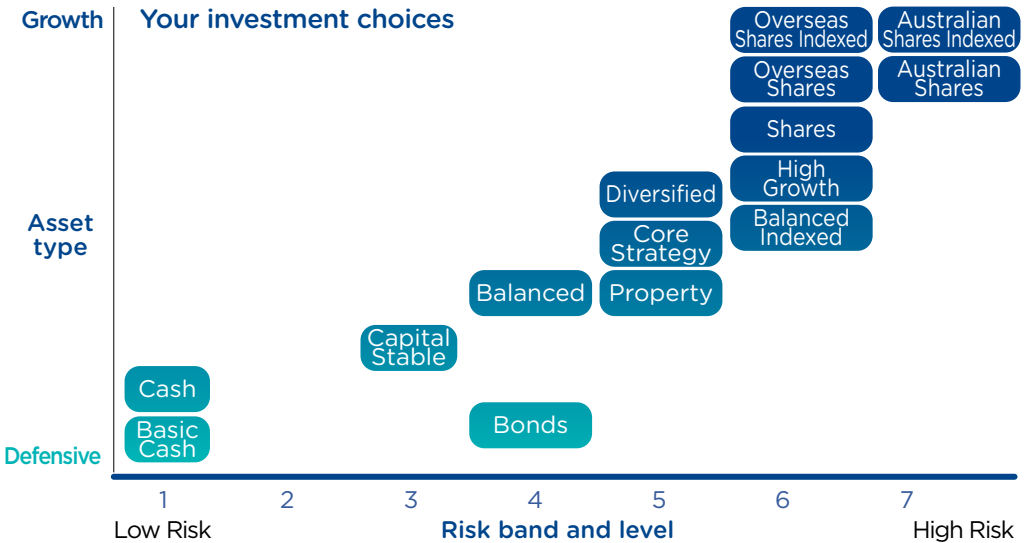
You should read the important information about the risks of super before making a decision. Go to the *'Investment Guide'* available at rest.com.au/pds The material relating to the risks of super may change between the time you read this PDS and the day you acquire the product.

05 | How we invest your money

Choose from many different paths

Rest offers a range of investment options to suit your financial needs and objectives. You can even choose a combination of options to suit your personal level of risk and return.

The Core Strategy is Rest's default investment option. So if you're a new member to Rest and you don't make an investment choice or you actively choose to invest all your money in the Core Strategy you'll be a MySuper member. You'll also be a MySuper member if you're transferring into Rest Corporate from Rest Super where you have been invested in the Core Strategy. If you are a new member to Rest and you choose not to put all your super into the Core Strategy or are transferring from another Rest superannuation product (other than Rest Super) into Rest Corporate, you'll be a choice member.



Super Tip #3

Think about risks, returns and timeframes

Always consider the likely returns, risk and timeframe when choosing investment options. Use our online advice tool to help you make the right investment choices. Visit rest.com.au/advice to get started.



You should read the important information about how we invest your money before making a decision. Go to the 'Investment Guide' available at rest.com.au/pds. The material relating to how we invest your money may change between the time you read this PDS and the day you acquire the product.

Core Strategy

Rest Core Strategy is designed for Rest members looking for a balance between risk and return, with a wide asset allocation range.

Aim

Achieve a balance of risk and return by investing in both growth assets and defensive assets

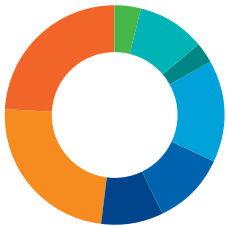
Investment return objective¹

CPI + 3% pa over the long-term (rolling 10 year periods)

Asset allocation²

A balance of growth and defensive assets, with a focus on growth assets (can range between 60-75% growth assets) consisting of shares and bonds (both Australian and overseas), property, infrastructure, cash and other asset classes.

Core Strategy – Asset allocation



- Cash 4% (0-25%)
- Bonds 10% (5-50%)
- Absolute Return 3% (0-25%)
- Other asset classes (Equity strategies, Private equity, Agricultural and Credit) 15% (0-30%)
- Infrastructure 11% (0-20%)
- Property 9% (0-25%)
- Australian Shares 24% (10-45%)
- Overseas Shares 24% (10-45%)

Minimum suggested timeframe

10+ years

Standard Risk Measure³

Estimated number of negative annual returns expected over any 20 year period: 3-4

Risk band and level³

Risk band 5, Medium to High

What this option has returned⁴

(Past performance is not an indication of future performance)

Yearly return	
2016	1.82%
2017	11.07%
2018	8.76%
2019	5.96%
2020	-1.05%
Five year annualised return	5.22%
Ten year annualised return	7.66%

The Core Strategy has an exposure to the Australian shares asset class which may include companies listed in Australia but are based overseas. In addition, up to 10% of this asset class may be invested in stocks listed on the New Zealand Stock Exchange.

¹ This is what we use to determine asset allocation. It is also used to measure if the investment objective is met. It is not a guaranteed rate of return. Rest does not use the Return Target (shown in the MySuper Product Dashboard) to set the investment return objective.

² The asset allocation will vary year to year within the ranges shown in brackets. This also means the allocation to defensive assets and growth assets will vary from time to time. We reserve the right to vary the asset allocations, including the benchmarks and ranges, of all or any of the investment options, introduce new options or close existing options without prior notice (where permitted by law).

³ More information about risk band and level and Standard Risk Measure can be found in the 'Investment Guide' available at rest.com.au/pds

⁴ Returns are quoted at 30 June each year after fees not directly charged to your account and taxes have been deducted. The returns stated are correct as at 30 June 2020.

06 | Fees and costs

Consumer Advisory Warning

Did you know?

Small differences in both investment performance and fees and costs can have a substantial impact on your long-term returns.

For example, total annual fees and costs of 2% of your account balance rather than 1% could reduce your final return by up to 20% over a 30 year period (for example, reduce it from \$100,000 to \$80,000).

You should consider whether features such as superior investment performance or the provision of better member services justify higher fees and costs.

You or your employer, as applicable, may be able to negotiate to pay lower fees. Ask the fund or your financial adviser.

To find out more

If you would like to find out more, or see the impact of the fees based on your own circumstances, the **Australian Securities and Investments Commission (ASIC)** website (www.moneySMART.gov.au) has a superannuation fee calculator to help you check out different fee options.



Super Tip #4

Know how fees can affect your super

The calculator on the ASIC website at moneySMART.gov.au can be used to calculate the effect of fees and costs on your superannuation account balance.



As an industry fund, Rest operates only to benefit members. This helps us keep our fees low, providing you with great value for money.

Fees and costs

The tables on pages 10 and 11 show the main fees and costs for a Rest Corporate member wholly invested in the Core Strategy which are deducted directly from your account or from investment returns. You can use this information to compare the Core Strategy's fees and costs with other super funds or products.

Rest Corporate

Type of fee	Amount	How and when paid
Investment fee¹	Estimated to be 0.55% pa for the 12 months to 30 June 2020, inclusive of estimated performance related fees of 0.03% pa	Accrued and reflected in the unit price of each investment option and deducted from the income or assets underlying the investment option. The fee is not deducted directly from your account
Administration fee¹	\$1.30 per week plus 0.10% pa of your account balance at the end of the month (0.10% pa component is capped at \$800 pa) From 28 November 2020, this fee will be \$1.50 per week plus 0.12% pa of your account balance at the end of the month (0.12% pa component is capped at \$300 pa).	Deducted from your account at the end of each month
Buy/sell spread	Buy spread: 0.07% (subject to change, refer to go.rest.com.au/buysellspread for current spread) Sell spread: Nil	Included in the unit price for each option when we issue units to you upon receipt of a contribution or rollover for you, or you switch your investment option
Switching fee	Nil	Not applicable. However a buy/sell spread applies when investing or switching into an investment option
Advice fees Relating to all members investing in a particular MySuper product or investment option	Nil	Not applicable
Other fees and costs²	Contribution splitting fee of \$60 per split ³	Deducted from your account at the time the contribution split is made
	Family law split fee of \$50 per split ³	Split between your account and your spouse's account when the split is made
	Insurance premiums, if you have insurance cover in Rest Corporate	Please see section 8 ' <i>Insurance in your super</i> '
Indirect cost ratio¹	Estimated to be 0.06% pa for the 12 months to 30 June 2020	Accrued and reflected in the unit price of each investment option and deducted from the income or assets underlying the investment option. This amount is not deducted directly from your account.

1 If your account balance for a product offered by the superannuation entity is less than \$6,000 at the end of the entity's income year, the total combined amount of administration fees, investment fees and indirect costs charged to you is capped at 3% of the account balance. Any amount charged in excess of that cap must be refunded.

2 Refer to '*Additional information on fees and costs*'. The Administration fee may be negotiated with your employer and if so will appear in '*Your employer plan summary*'.

3 This fee will no longer be charged from 28 November 2020.

Fee changes

All fees and charges are current and may be revised or adjusted by Rest from time to time. We may also introduce new fees. Where there is material increase in fees or charges, we will give you at least 30 days' prior notice, as required by law. This excludes investment related fees which the Trustee reviews regularly. Go to the 'Additional information on fees and costs' at rest.com.au/pds for the estimated investment fees and costs for all the investment options offered by Rest.

Example of annual fees and costs

This table gives an example of how fees and costs for the Core Strategy for this superannuation product can affect your superannuation investment over a one year period. You should use this table to compare this superannuation product with other superannuation products.

Example – Core Strategy		Balance of \$50,000
Investment fees	0.55% pa including a performance related fee of 0.03% pa	For every \$50,000 you have in the superannuation product you will be charged \$275 each year
PLUS Administration fees	\$67.60 pa or \$1.30 per week plus 0.10% pa of your account balance at the end of the month From 28 November 2020, this fee will be \$78 pa or \$1.50 per week plus 0.12% pa of your account balance at the end of the month.	And , you will be charged administration fees of \$67.60 regardless of your balance plus \$50 From 28 November 2020, you will be charged administration fees of \$78, regardless of your balance plus \$60.
PLUS Indirect costs for the superannuation product	0.06% pa	And , indirect costs of \$30 each year will be deducted from your investment
EQUALS Cost of product		If your balance was \$50,000, then for that year you will be charged fees of \$422.60 for the superannuation product From 28 November 2020, if your balance was \$50,000, then for that year you will be charged fees of \$443.00

Note – Additional fees may apply.



Financial advice fees

Simple personal advice about your Rest account is generally available to you at no extra cost.

Complex personal advice may incur an additional fee that is not payable from your Rest account. Speak with your Rest Adviser for more information about personal advice and any fees that may be payable.



You should read the important information about fees and costs before making a decision. Go to 'Additional information on fees and costs' available at rest.com.au/pds. The material relating to fees and costs may change between the time you read this PDS and the day you acquire the product.

07 | How super is taxed

The tax treatment of super is complex and may change. We recommend you seek advice from an accountant, tax agent or financial adviser.

Tax rules on your super

- Rest will pay the tax applying to your account directly to the ATO
- Contributions into your super made from your before-tax salary are taxed at 15%
- Contributions made from after-tax money are not taxed by the fund, unless you tell us that you intend to claim a personal tax deduction for the contribution
- Investment earnings are taxed at a maximum of 15% pa

- Withdrawals from your account may be taxed if you are aged less than 60
- Once you turn 60, you can withdraw your super tax-free, subject to meeting a condition of release.

If you go over the limit (cap) on your before or after-tax contributions to super, you will pay extra tax.

Your Tax File Number (TFN) is important.

You should provide your TFN - without it we can't accept any personal contributions from you.

And we might not be able to track down any other super accounts you have. This could mean you miss out on money that belongs to you.



Super Tip #5

Don't pay more tax

Check that we've got your TFN when you join Rest so you don't pay additional tax, and be careful not to exceed your contribution caps as that will mean you could pay extra tax as well.

For information about how tax applies to super contributions, investment earnings and withdrawals, and the limits around how much you can contribute to your super, go to rest.com.au/facts

08 | Insurance in your super

Protecting your most valuable asset. You.

Life doesn't always go to plan. Insurance is the smart way to protect yourself financially.

There are different ways you can receive insurance cover when you join Rest. You'll be provided with default insurance cover automatically if you meet certain requirements (see Commencement of Default Cover section for details), unless you opt out of cover.

If you don't meet these requirements now, but you'd like to have insurance cover, you can opt-in to default insurance cover within 180 days

of joining your employer (see Commencement of Default Cover below). Otherwise, you can apply for cover at any time but may need to provide health evidence.

The following information is a summary of insurance available, however it's important to also read the *'Rest Corporate Insurance Guide'* to understand your insurance in detail.

What is Default Cover?

Default cover comprises three types of insurance:

- **Death cover** provides a lump sum or if chosen (subject to eligibility

requirements), a pension in the event of your death, and a lump sum in the event of your terminal illness.

- **Total and permanent disability (TPD)** cover provides a lump sum, or if chosen, a pension if you are totally and permanently disabled as a result of becoming sick or injured.
- **Income protection (IP)** cover pays you an income in the event you're unable to work for a prolonged period due to sickness or injury.

Default Death and Total and Permanent Disability cover

This section relates to Rest's default design, which may be different from the insurance design selected by your employer and is subject to your employer plan's automatic acceptance level (see AAL section below).

The level of cover is 15% of your Salary* multiplied by your Future Service* to age 70. Your Future Service is the number of years and complete months to your 70th birthday, the age when your cover ceases in this design.

Default Income Protection cover

This section relates to Rest's default design, which may be different from the

design selected by your employer and is subject to your employer plan's automatic acceptance limit (see AAL section below).

The maximum IP cover is equal to 87% of your Salary* and comprises a 75% income benefit and a 12% superannuation component.

In the event of a claim, the maximum benefit payable is the lesser of the following:

- 87% of your Pre-Disability Salary*,
- the amount you are insured for, or
- \$30,000 per month

The Default IP benefit has a waiting period of 60 days and is payable to age 65.

How do I know if I'm eligible?

Your insurance cover is subject to you meeting eligibility requirements.

Different factors can affect your eligibility for insurance cover and include the date you first joined Rest Corporate, your age, account balance and how many hours per week you work. Casual employees are generally not eligible for insurance cover, except if they were a permanent employee or fixed term contractor working more than 15 hours per week when they joined Rest Corporate.



Commencement of Default Cover

You are eligible for Default Cover automatically once you're age 25 or over and have a balance of \$6,000 or more. Once you meet these eligibility requirements, cover will commence automatically when we receive your next mandatory employer contribution.

If you're a new member under age 25, or over age 25 with an account balance of less than \$6,000, you can opt-in to Default Cover within 180 days of commencing with your employer. You can do this online at rest.com.au/memberaccess

If you are under age 25 when you opt-in, cover will commence when we receive your next mandatory employer contribution.

If you choose to opt-in to some Default Cover (but not all Default Cover), you will not receive any further automatic Default Cover when you become eligible. For example, if you opt-in to Death cover now, you won't automatically receive TPD and IP (if applicable to your employer plan) cover when you are age 25 and over and have an account balance of \$6,000 or more. You can still apply for cover at any time, but you will need to go through underwriting.

If you don't choose to opt-in to insurance cover within the 180-day period, you will need to complete the full '*Rest Corporate Insurance application form*', which sometimes requires a health check, if you apply for insurance later on.

*These terms have special meaning in relation to your Rest Corporate insurance. Please refer to the '*Rest Corporate Insurance Guide*' for a full definition.

It's a good idea to check the '*Rest Corporate Insurance Guide*' where these eligibility conditions are explained in full detail.

How much cover do I get?

The amount of Default cover you will receive will depend on the insurance benefit design chosen by your employer. The designs under 'Default Death and Total and Permanent Disability cover' and 'Default Income Protection cover' are the product defaults and will be provided unless your employer has specified another option. If your employer has specified another option, the designs applicable to your account will be included in '*Your Employer Plan Summary*'.

Automatic Acceptance Limit (AAL)

Your Employer Plan will have a limit on how much Default Cover will be provided to you. This is called the automatic acceptance limit. If your cover under your employer's insurance benefit design is higher than the AAL, you will need to apply for additional cover if you want to receive the full cover available under your employer's insurance benefit design. You may need to provide health evidence. The AAL applicable to your account will be included in '*Your Employer Plan Summary*'. See the 'Increase your cover' section in the '*Rest Corporate Insurance Guide*' to find out how to apply.

Changing your cover

Every member's insurance needs are different which is why we give you the option to tailor your Death, TPD and IP cover to suit your needs. You can increase, decrease or cancel all or any type of your insurance cover online in MemberAccess or you can call us on 1300 300 778. Please note that if you cancel your cover, you will not be able to obtain any insurance cover in the future without providing us health evidence and having your insurance application reviewed and accepted by our insurer.

Cover changes that occur automatically

Depending on your employer's chosen plan design and their applicable AAL, your cover may vary from the amount you receive when your cover first starts. Most changes will occur when your salary changes (and we are notified by your employer of the change) or you reach your next birthday.

As an example, if your employer design is 3 x salary and your salary is \$70,000 when your insurance commences, your cover for Death and TPD would be \$210,000. If your employer lets us know you have had a pay increase to \$75,000 your cover would increase to \$225,000.

Regardless of how the amount of your cover changes, it will always be capped at your employer's AAL, unless you have applied for any additional cover, in which case this would be capped at your Forward Underwriting Limit (this is the amount the insurer has agreed to cover you for without the need for further underwriting).

Whenever your cover changes, your insurance premiums will be recalculated to reflect your new level of cover. More information on insurance premiums and how insurance changes can be found in the '*Rest Corporate Insurance Guide*'.

Special offer

If you opt-in to Default Cover or receive Default Cover automatically, you can increase this cover without the need to provide health evidence by taking up the special offer. This is only available for a limited time once your Default Cover commences and is available for the Default Death and Total and Permanent Disability cover insurance benefit design. However, the special offer may not be available if your employer has chosen another design. Limits and conditions apply, for more information on this offer see the '*Rest Corporate Insurance Guide*' or to check to see if you are eligible call us on 1300 300 778.

Life event

Our Life Event Cover means you may be able to increase your insurance cover when you experience significant life events, by just answering a few questions. For more details, refer to the '*Rest Corporate Insurance Guide*'.

Paying for your insurance cover

There are premiums associated with insurance cover. Your insurance premium varies depending on factors such as your age, gender, occupation and for IP cover, your salary and the waiting and benefit periods. It will also vary based on your employer's Plan Rating Factor (PRF).



Keep your insurance switched on

Your insurance will 'switch off' if there's no contribution to your super for 13 continuous months and you don't elect to keep your insurance. Your insurance cover can be turned on again (reinstated) if you tell us that you'd like to keep it by completing *'Reinstate my insurance cover'* form and provided you have sufficient funds in your account to cover premiums and fees. You'll need to tell us within 60 days of the date it was cancelled. So, if you stop working, or move jobs, it's important to keep in contact with us so your Rest insurance keeps you covered.

To find out more, refer to the *'Rest Corporate Insurance Guide'* available at rest.com.au/pds/corporate-insurance-guide

The premium for your insurance cover can be calculated using the insurance rates tables shown in the *'Rest Corporate Insurance Guide'*. For example, for a male aged 40 working in a professional occupation with a PRF equal to 1.00, the weekly premium for \$300,000 of Death and TPD cover is \$4.79 (the weekly cost for death cover is \$3.12 per week and \$1.67 for TPD cover per week).

Insurance premiums will be deducted from your account balance each month. **This means that unless you opt out of the Default Cover or cancel it, the cost of that cover will be deducted from your Rest Corporate account.** It's important to ensure you have enough money in your account to cover these premiums. If your account does not have sufficient funds to pay for your insurance, you will lose your cover.

What happens when I leave my employer?

Cover will continue in the Retained Category within Rest Corporate and your insurance premiums will be adjusted effective the day following the date of your last day of work. Your Death and TPD cover will be rounded

up to the nearest \$1,000 and become fixed. Any IP cover you have will remain in place.

The amount you are eligible to claim on your income protection cover will be based on your Pre-Disability Salary. This is based on your income over the previous 12 months prior to the incident date for your claim. So, if you stop working for an extended period of time it is important to let us know as it could affect your ability to receive a benefit payment or the amount of benefit payment. You can see an example of how we calculate your cover based on the Pre-Disability Income under the 'Income Protection cover' section in the *'Rest Corporate Insurance Guide'*.

Cooling off period

You have a 14-day cooling off period, from when we tell you that your cover has started, to decide if you don't want the insurance cover and we will refund any premiums charged to you within this time. After 14 days you can still cancel your cover however, the premiums will be charged until the date we receive your request.



You should read the important information about insurance, including the eligibility for, cancellation of, conditions and exclusions of insurance cover before making a decision. Go to the *'Rest Corporate Insurance Guide'* available at rest.com.au/pds/corporate-insurance-guide and *'Your Employer Plan Summary'* which is provided shortly after you join Rest Corporate. To calculate your insurance premium, please use *'Your Employer Plan Summary'* along with the rates available in the *'Rest Corporate Insurance Guide'*. You can also refer to the Key Fact Sheet for a summary of the features of the insurance cover provided in Rest Corporate at go.rest.com.au/corporatekeyfacts. The material relating to insurance in your super may change between the time you read this PDS and the day you acquire the product.

09 | How to open an account

1

Your employer will set up your account for you. We'll send you a welcome pack with your member number. 'Your Employer Plan Summary' will be sent out shortly after your welcome pack.

2

Make sure you've read this PDS and other important information that forms part of this PDS.

3

Use your member number to keep tabs on your super 24/7 in the Rest App and online in MemberAccess.

4

Choose an investment option that suits you. If you don't make a choice, and you're a new member of Rest, your super will be invested in the Core Strategy. You can switch your investment option online in MemberAccess and in the Rest App.

5

Important information, including your annual statement, is provided electronically, so keep your email and mobile up to date. If you'd like to receive paper copies, let us know in MemberAccess.

6

Rest Corporate isn't open to everyone - you need to be invited to join by a Rest Corporate employer. If you're already a Rest member from a previous job, you can move your existing account to Rest Corporate at any time, if eligible.

If you change your mind

Even though as a member of Rest Corporate you do not have any cooling off rights, you can still rollover your super to another fund at any time.

Minimum account balance for partial rollover

Generally, you are required to leave a minimum balance of \$6,000 in your Rest account if you roll out part of your super to another fund, make a withdrawal (if eligible) or transfer between Rest products.

Temporary residents

Any unclaimed super will be transferred to the ATO six months from the date your visa expired or you left Australia (whichever is later). You can claim your super directly from the ATO. We won't send you an exit statement when we transfer your super, under relief from the Australian Securities and Investments Commission (ASIC).

Concerns and complaints

If you feel something's gone wrong, please get in touch with us so we can try to sort things out. You can make a complaint by phone, email, letter or Live Chat. For more details, go to rest.com.au/complaint. We'll acknowledge your complaint within two days and we'll aim to resolve your complaint within 90 days. If you aren't satisfied with how we're handling your complaint, or you don't agree with our decision, you can lodge a complaint with the Australian Financial Complaints Authority (AFCA), the independent external dispute resolution body online at afca.org.au

Your privacy

Your privacy is important to us. You can learn more about how we collect and look after your personal information, and who we share it with, in Rest's Privacy Policy and Privacy Collection Statement available at rest.com.au/Privacy-Policy

This page has been intentionally left blank.


This page has been intentionally left blank.


This page has been intentionally left blank.



We're here to help

 rest.com.au

 **Live Chat at rest.com.au**
Monday to Friday 8am - 10pm, Saturday 9am - 6pm
and Sunday 10am - 6 pm AEST

 **1300 300 778**
Monday to Friday 8am - 10pm AEST

 **Download the Rest App**